



# KAITELI

VACUUM CLEANER

NINGHAI KAITELI  
ELECTRONIC APPLIANCE  
CO.,LTD

NINGHAI KAITELI ELECTRONIC  
APPLIANCE CO.,LTD

ADD:No.6.,Jinlong Road, Taoyuan Street,  
Ninghai Ningbo China

TEL:+86-574-65255099 +86-574-65255059

FAX:+86-574-65255500

E-MAIL:admin@kataly.com

yoky@kataly.com

HTTP://www.kataly.com



website



# KAITELI COMPANY PROFILE

## 01

Ninghai Kaiteli Electronic Appliance Co.,Ltd.is specialized in manufacturing kinds of wet & dry vacuum cleaners, ash vacuum cleaners, pond vacuum cleaners and cordless vacuum cleaners. We have our own mold workshop, a series of professional injection machines, hardware workshop, painting workshop, filter-making workshops and assembly lines, with a production capacity of 12,000 pieces per day, to control the quality and cost in the best way, in order to offer the best products with the most competitive prices. There are more than 280 staff in our factory, including engineers, technicians and so on.

## 02

Our company integrates R&D, design, production, sale and service into a whole, developing at least 5 new items every year to help our customers grasp the market with the most attractive products. All our products have passed the certifications of CB, SASO, CE, GS, EMC, RoHS and ETL, and been exported to Middle East, Europe, America, Southeast Asia and so on, with a longtime good reputation. As an ISO9001:2000 and ISO14001:2004 certified company.

## 03

Ninghai Kaiteli Electronic Appliance Co.,Ltd.,founded in 2007,is located at Taoyuan Street, Ninghai County, Ningbo City, Zhejiang Province, enjoying very convenient transportation, five minutes away from the train station, within one hour by car from Ningbo Lishe International Airport and Ningbo Port for containers, with a modern producing plant, an area of over 20000m<sup>2</sup>.

## 04

we are meeting customer demands based on our scientific management, standardized brand operation and deep humanity outlook. In the policy of "Credit Supreme, Quality First", we sincerely hope to do business with you for common future brilliance.



2007  
Establishment Of  
The Company



20000m<sup>2</sup>+  
Area Covered



280+  
Company Staff





# INDEX

WET & DRY VACUUM CLEANERS Home Series / Business Series / Industrial series	01
CORDLESS VACUUM CLEANERS	33
ELECTRIC ASH VACUUM CLEANERS	39
DRY VACUUM CLEANERS	51
POND CLEANER	55
HANDHELD VACUUM CLEANER	57
SPARE PARTS	59

## R & D AND PRODUCTION

Kaiteli brings together a group of well-known designers at home and abroad, with professional knowledge of the industry. Designers through brainstorming, around the inspiration constantly expand design ideas, continuous innovation, so that the product art is from life, higher than life.

With standardized production line, strict inspection, advanced production equipment, technology, and strict management, Kaiteli production base with its full production capacity, to provide practical product protection, strong commitment to the trust of customers.





# PORTABLE VACUUM CLEANERS

CAPACITY:10L-16L

## HOME SERIES

Home series products have the characteristics of small capacity, lightness and convenience, which can clean all corners of your home easily.



10L-16L  
SMALL  
CAPACITY



EASY TO  
MOVE



CONVENIENT  
AND EASY TO  
USE

## USAGE SCENARIO



BED



FLOOR



SOFA



KITCHEN



CHAIR



CAR



CARPET



TOILET

# PORTABLE VACUUM CLEANERS

HOME SERIES



## K-613

- DRY AND WET THREE
- QUIET TECHNOLOGY
- FILTER SYSTEM
- STRONG SUCTION
- SAFETY DESIGN
- BLOW



## FEATURES



- SPONGE
- PAPER BAG
- HEPA (optional)
- DUSTBAG (optional)

### PRODUCT DETAILS



# The first choice for portable vacuum cleaners



Power Switch, easy to press, with its own protective cover



Wet & Dry & Blower Accessories storage design  
Fine filtration system



High quality universal wheel, it's light, it's nimble, it moves smoothly (OPTIONAL)



OPTIONAL



## STANDARD ACCESSORIES



Rated Power(W)	Capacity (L)	Weight (KG)	BOX Measurement (mm)	Loading Quantity (20'/40'/40H)	Max Airflow/L/S	Noise level/dB
800/1000/1200/1300	10	3.6/3.2	305x280x325	1022/2128/2392	30±2	84

OPTIONAL ACCESSORIES: SP-01 / SP-23 / SP-26 / SP-27 / SP-28 / SP-32 / SP-39 / SP-40 / SP-43 / SP-45 / SP-54

# PORTABLE VACUUM CLEANERS

HOME SERIES



## K-411

- DRY AND WET THREE
- QUIET TECHNOLOGY
- FILTER SYSTEM
- STRONG SUCTION
- SAFETY DESIGN
- BLOW



### STANDARD ACCESSORIES



Rated Power(W)	Capacity (L)	Weight (KG)	BOX Measurement (mm)	Loading Quantity (20'/40'/40H)	Max Airflow/L/S	Noise level/dB
800/1000/1200/1300	10	4.3/3.7	275x275x360	1015/2086/2414	30±2	84

OPTIONAL ACCESSORIES: SP-26 / SP-28 / SP-32 / SP-39 / SP-40 / SP-45 / SP-56

# PORTABLE VACUUM CLEANERS

HOME SERIES



## K-411S

- DRY AND WET THREE
- QUIET TECHNOLOGY
- FILTER SYSTEM
- STRONG SUCTION
- SAFETY DESIGN
- BLOW



12L



15L

### STANDARD ACCESSORIES



Rated Power(W)	Capacity (L)	Weight (KG)	BOX Measurement (mm)	Loading Quantity (20'/40'/40H)	Max Airflow/L/S	Noise level/dB
800/1000/1200/1300	12	4.7/4.0	280x280x420	848/1748/1968	30±2	84
800/1000/1200/1300	15	5.0/4.2	280x280x490	696/1496/1722	30±2	84

OPTIONAL ACCESSORIES: SP-26 / SP-28 / SP-32 / SP-39 / SP-40 / SP-56

# PORTABLE VACUUM CLEANERS

HOME SERIES



## K-614



### STANDARD ACCESSORIES



Rated Power(W)	Capacity (L)	Weight (KG)	BOX Measurement (mm)	Loading Quantity (20'/40'/40H)	Max Airflow/L/S	Noise level/dB
800/1000/1200/1300	12	3.8/3.3	280x280x405	868/1760/2088	30±2	84
800/1000/1200/1300	15	4.1/3.6	280x280x475	768/1569/1796	30±2	84

OPTIONAL ACCESSORIES: SP-23 / SP-26 / SP-28 / SP-32 / SP-39 / SP-40 / SP-45

# PORTABLE VACUUM CLEANERS

HOME SERIES



## K-602S



### STANDARD ACCESSORIES



Rated Power(W)	Capacity (L)	Weight (KG)	BOX Measurement (mm)	Loading Quantity (20'/40'/40H)	Max Airflow/L/S	Noise level/dB
800/1000/1200/1300	12	4.7/4.0	280x280x420	848/1744/1968	30±2	84
800/1000/1200/1300	15	5.0/4.2	280x280x490	696/1492/1726	30±2	84

OPTIONAL ACCESSORIES: SP-26 / SP-28 / SP-32 / SP-39 / SP-40

# PORTABLE VACUUM CLEANERS

HOME SERIES



## K-602



### STANDARD ACCESSORIES



Rated Power(W)	Capacity (L)	Weight (KG)	BOX Measurement (mm)	Loading Quantity (20'/40'/40H)	Max Airflow/L/S	Noise level/dB
800/1000/1200/1300	10	3.5/3.0	280x280x350	1024/2073/2400	30±2	82

OPTIONAL ACCESSORIES: SP-26 / SP-27 / SP-28 / SP-32 / SP-39 / SP-40 / SP-43 / SP-45

# PORTABLE VACUUM CLEANERS

HOME SERIES



## K-402-16L



## K-411F-16L



### STANDARD ACCESSORIES



	Rated power(W)	Capacity (L)	Weight (KG)	Measurement (mm)	Loading quantity (20'/40'/40H)	Max Airflow /L/S	Noise level /dB
K-402-16L	800/1000/1200/1300	16	5.1/4.4	325x325x395	672/1385/1630	30±2	84
K-411F-16L	800/1000/1200/1300	16	4.8/4.1	325x325x395	672/1385/1630	30±2	84

OPTIONAL ACCESSORIES: SP-19 / SP-32 / SP-39 / SP-40 / SP-51 / SP-55 / SP-56



# LARGE CAPACITY VACUUM CLEANERS

CAPACITY:15L-35L

## BUSINESS SERIES

The products of commercial series have the characteristics of strong cleaning force and quiet. Most of the series are stainless steel metal barrels, which are suitable for medium-sized places such as shopping malls and entertainment places



STRONG  
CLEANING  
FORCE



MUTE



STAINLESS  
STEEL METAL  
BARREL

## USAGE SCENARIO



CINEMA



SUPERMARKET



MARKET



OFFICE BUILDING



PARKING LOT



THE CAR WASH



PLAYGROUND



RESTAURANT

# LARGE CAPACITY VACUUM CLEANERS

BUSINESS SERIES



## K-402



### STANDARD ACCESSORIES



### PRODUCT FUNCTION ACCESSORIES



### PRODUCT DETAILS



# Power socket for connecting power tools using, synchronization or not



## K-402D-with power tool socket



	Rated power(W)	Capacity (L)	Weight (KG)	BOX Measurement (mm)	Loading quantity (20'/40'/40H)	Max Airflow/L/S	Noise level/dB
K-402	1200/1300	15	5.7/4.8	350x350x385	575/1182/1368	30±2	84
	1200/1300	20	6.0/5.1	350x350x440	492/1038/1160	30±2	84
	1200/1300	25	6.5/5.3	350x350x505	430/890/1038	30±2	84
	1200/1300	30	6.8/5.5	350x350x575	361/768/879	30±2	84
K-402D	2200/2300/3200/3300	15	5.7/4.8	350x350x385	575/1182/1368	30±2	84
	2200/2300/3200/3300	20	6.0/5.1	350x350x440	492/1038/1160	30±2	84
	2200/2300/3200/3300	25	6.5/5.3	350x350x505	430/890/1038	30±2	84
	2200/2300/3200/3300	30	6.8/5.5	350x350x575	361/768/879	30±2	84

OPTIONAL ACCESSORIES: SP-19 / SP-32 / SP-39 / SP-40 / SP-51 / SP-55 / SP-67 / SP-69 / SP-73

# LARGE CAPACITY VACUUM CLEANERS

BUSINESS SERIES



## K-411F



### STANDARD ACCESSORIES



Rated Power(W)	Capacity (L)	Weight (KG)	BOX Measurement (mm)	Loading Quantity (20'/40'/40H)	Max Airflow/L/S	Noise level/dB
800/1000/1200/1300	15	5.3/4.5	350x350x385	575/1182/1368	30±2	84
800/1000/1200/1300	20	5.5/4.7	350x350x440	492/1038/1160	30±2	84
800/1000/1200/1300	25	5.7/4.9	350x350x505	430/890/1038	30±2	84
800/1000/1200/1300	30	6.1/5.2	350x350x575	361/768/879	30±2	84

OPTIONAL ACCESSORIES: SP-19 / SP-32 / SP-39 / SP-40 / SP-51 / SP-55 / SP-67 / SP-69 / SP-73

# LARGE CAPACITY VACUUM CLEANERS

BUSINESS SERIES



## K-602F



### STANDARD ACCESSORIES



Rated Power(W)	Capacity (L)	Weight (KG)	BOX Measurement (mm)	Loading Quantity (20'/40'/40H)	Max Airflow/L/S	Noise level/dB
800/1000/1200/1300	15	5.3/4.5	350x350x375	576/1188/1386	30±2	82
800/1000/1200/1300	20	5.5/4.7	350x350x430	512/1028/1210	30±2	82
800/1000/1200/1300	25	5.7/4.9	350x350x495	446/890/1028	30±2	82
800/1000/1200/1300	30	6.1/5.2	350x350x575	384/792/894	30±2	82

OPTIONAL ACCESSORIES: SP-19 / SP-32 / SP-39 / SP-40 / SP-51 / SP-55 / SP-67 / SP-69 / SP-73

# LARGE CAPACITY VACUUM CLEANERS

BUSINESS SERIES



## K-606



DRY AND WET THREE



QUIET TECHNOLOGY



FILTER SYSTEM



STRONG SUCTION



SAFETY DESIGN



BLOW



PLASTIC BUCKET

## FEATURES

### PRODUCT DETAILS

#### PRODUCT FUNCTION ACCESSORIES



SPONGE




DUST BAG



HEPA (optional)



PAPER BAG (optional)



Power socket for connecting power tools using, synchronization or not



## K-606D-with power tool socket



### STANDARD ACCESSORIES



	Rated power(W)	Capacity (L)	Weight (KG)	BOX Measurement (mm)	Loading quantity (20'/40'/40H)	Max Airflow/L/S	Noise level/dB
K-606	1380/1600	15	7.4/6.6	355x355x395	558/1152/1250	35±3	82
	1380/1600	20	7.6/6.8	355x355x450	480/990/1121	35±3	82
	1380/1600	25	8.1/7.0	355x355x520	432/880/1004	35±3	82
	1380/1600	30	8.7/7.2	355x355x595	347/750/822	35±3	82
K-606D	2380/2600/3380/3600	15	7.4/6.6	355x355x395	558/1152/1250	35±3	82
	2380/2600/3380/3600	20	7.6/6.8	355x355x450	480/990/1121	35±3	82
	2380/2600/3380/3600	25	8.1/7.0	355x355x520	432/880/1004	35±3	82
	2380/2600/3380/3600	30	8.7/7.2	355x355x595	347/750/822	35±3	82

OPTIONAL ACCESSORIES: SP-14 / SP-32 / SP-39 / SP-40 / SP-51 / SP-55 / SP-67 / SP-69 / SP-73

# LARGE CAPACITY VACUUM CLEANERS

BUSINESS SERIES



## K-615



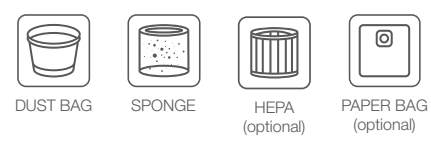
WATER-DRAIN HOLE FOR 25L

### PRODUCT DETAILS



### FEATURES

#### PRODUCT FUNCTION ACCESSORIES



# Power socket for connecting power tools using, synchronization or not



## K-615D-with power tool socket



Power Switch, easy to start



Cable storage1



Cable storage 2

### STANDARD ACCESSORIES



	Rated power(W)	Capacity (L)	Weight (KG)	BOX Measurement (mm)	Loading quantity (20'/40'/40H)	Max Airflow/L/S	Noise level/dB
K-615	1000/1200/1380/1600	20	5.0/4.5	345x345x495	432/890/1041	30±2	84
	1000/1200/1380/1600	25	5.2/4.7	345x345x585	369/802/912	30±2	84
	1000/1200/1380/1600	30	5.6/6.6	365x365x580	360/756/834	30±2	84
K-615D	2000/2200/2380/2600 3000/3200/3380/3600	20	5.0/4.5	345x345x495	432/890/1041	30±2	84
	2000/2200/2380/2600 3000/3200/3380/3600	25	5.2/4.7	345x345x585	369/802/912	30±2	84
	2000/2200/2380/2600 3000/3200/3380/3600	30	5.6/6.6	365x365x580	360/756/834	30±2	84

OPTIONAL ACCESSORIES: SP-23 / SP-26 / SP-32 / SP-39 / SP-40 / SP-51 / SP-55 / SP-73(Optional for metal tanle)

# LARGE CAPACITY VACUUM CLEANERS

BUSINESS SERIES



## K-611



## FEATURES

### PRODUCT DETAILS

#### PRODUCT FUNCTION ACCESSORIES



# The first choice for large-capacity vacuum cleaners



## K-611D-with power tool socket

## K-611T



### STANDARD ACCESSORIES



	Rated power(W)	Capacity (L)	Weight (KG)	BOX Measurement (mm)	Loading quantity (20'/40'/40H)	Max Airflow/L/S	Noise level/dB
K-611	1000/1200/1300	20	6.0/5.0	345x345x440	492/1052/1176	30±2	84
	1000/1200/1300	25	6.5/5.3	345x345x510	430/880/1012	30±2	84
	1000/1200/1300	30	6.8/5.5	345x345x585	369/750/873	30±2	84
K-611D	2000/2200/2300 3000/3200/3300	20	6.0/5.0	345x345x440	492/1052/1176	30±2	84
	2000/2200/2300 3000/3200/3300	25	6.5/5.3	345x345x510	430/880/1012	30±2	84
	2000/2200/2300 3000/3200/3300	30	6.8/5.5	345x345x585	369/750/873	30±2	84

OPTIONAL ACCESSORIES: SP-19 / SP-32 / SP-39 / SP-40 / SP-51 / SP-55 / SP-67 (Optional for 30L and above) / SP-73

# LARGE CAPACITY VACUUM CLEANERS

BUSINESS SERIES



## K-612



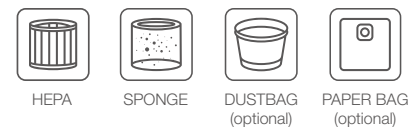
BRUSH DUST FROM HEPA FILTER WITHOUT TAKING OFF THE MACHINE HEAD



## FEATURES

### PRODUCT DETAILS

#### PRODUCT FUNCTION ACCESSORIES




# The first choice for large-capacity vacuum cleaners



## K-612D-with power tool socket

## K-612T



### STANDARD ACCESSORIES



	Rated power(W)	Capacity (L)	Weight (KG)	BOX Measurement (mm)	Loading quantity (20'/40'/40H)	Max Airflow/L/S	Noise level/dB
K-612	1000/1200/1300	20	6.3/5.4	355x355x440	492/1052/1176	30±2	84
	1000/1200/1300	25	6.8/5.6	345x345x510	430/880/1012	30±2	84
	1000/1200/1300	30	7.3/6.0	345x345x585	369/750/873	30±2	84
K-612D	2000/2200/2300 3000/3200/3300	20	6.3/5.4	355x355x440	492/1052/1176	30±2	84
	2000/2200/2300 3000/3200/3300	25	6.8/5.6	345x345x510	430/880/1012	30±2	84
	2000/2200/2300 3000/3200/3300	30	7.3/6.0	345x345x585	369/750/873	30±2	84

OPTIONAL ACCESSORIES: SP-09 / SP-32 / SP-39 / SP-40 / SP-51 / SP-55 / SP-67 (Optional for 30L and above) / SP-73

# HEAVY-DUTY VACUUM CLEANER

CAPACITY:50L-80L

## INDUSTRIAL SERIES

Industrial series products have the characteristics of large suction, large capacity and high power. They are used in factories, construction sites, gymnasiums and other large places



STRONG  
SUCTION



50L-80L  
BIG CAPACITY



HIGH  
POWER

## USAGE SCENARIO



FACTORY



SCHOOL



WORKSHOP



WORK SITE



HOTEL



GYMNASIUM



FARM



WAREHOUSE



# HEAVY-DUTY VACUUM CLEANER

INDUSTRIAL SERIES

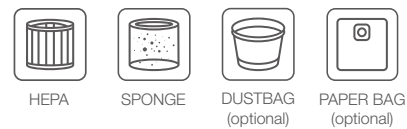


## K-616 METAL TANK



### FEATURES

#### PRODUCT FUNCTION ACCESSORIES



#### PRODUCT DETAILS




## The first choice for large-capacity vacuum cleaners



Water drain hose



Solid base



Accessories storage



#### STANDARD ACCESSORIES



	Rated Power(W)	Capacity (L)	Weight (KG)	BOX Measurement (mm)	Loading Quantity (20'/40'/40H)	Max Airflow/L/S	Noise level/dB
K-616-METAL BARREL	3400	50	17.7/15.8	580x525x650	120/258/344	40±2	84
	3400	60	18.1/16.2	580x525x725	120/258/258	40±2	84
	3400	80	18.8/16.9	580x525x880	80/176/263	40±2	84
K-616D-METAL BARREL	3400	50	17.7/15.8	580x525x650	120/258/344	40±2	84
	3400	60	18.1/16.2	580x525x725	120/258/258	40±2	84
	3400	80	18.8/16.9	580x525x880	80/176/263	40±2	84

OPTIONAL ACCESSORIES: SP-09 / SP-32 / SP-39 / SP-40 / SP-51 / SP-55

# HEAVY-DUTY VACUUM CLEANER

INDUSTRIAL SERIES



## K-616 PLASTIC TANK



### FEATURES

#### PRODUCT FUNCTION ACCESSORIES



#### PRODUCT DETAILS



# Power socket for connecting power tools using, synchronization or not

## K-616D-with power tool socket



Dual motor design with Power socket function as Optional



Comfortable handle design



Blowing function with Protect valve to avoid direct Wind



#### STANDARD ACCESSORIES



	Rated power(W)	Capacity (L)	Weight (KG)	BOX Measurement (mm)	Loading quantity (20'/40'/40H)	Max Airflow/L/S	Noise level/dB
K-616	1200x2	60	12.5/14.3	475x450x730	180/372/440	40±2	84
K-616D	3400	60	12.5/14.3	475x450x730	180/372/440	40±2	84

OPTIONAL ACCESSORIES: SP-09 / SP-32 / SP-39 / SP-40 / SP-51 / SP-55

# HEAVY-DUTY VACUUM CLEANER

INDUSTRIAL SERIES



## K-606F



- DRY AND WET THREE
- QUIET TECHNOLOGY
- FILTER SYSTEM
- STRONG SUCTION
- SAFETY DESIGN
- BLOW

## FEATURES

### PRODUCT DETAILS

#### PRODUCT FUNCTION ACCESSORIES

- HEPA
- SPONGE
- DUST BAG (optional)
- PAPER BAG (optional)



# Power socket for connecting power tools using, synchronization or not



## K-606F/D-with power tool socket



Handrail design for easy Moving



Optional power socket for Connecting power tools



### STANDARD ACCESSORIES



	Rated power(W)	Capacity (L)	Weight (KG)	BOX Measurement (mm)	Loading quantity (20'/40'/40H)	Max Airflow/L/S	Noise level/dB
K-606F	1380/1600	50	12.2/10.8	530x470x765	144/300/300	35±3	82
	1380/1600	60	12.9/11.2	530x470x860	96/200/300	35±3	82
	1380/1600	80	13.6/11.9	530x470x1060	96/200/200	35±3	82
K-606D	2380/2600/3380/3600	50	12.2/10.8	530x470x765	144/300/300	35±3	82
	2380/2600/3380/3600	60	12.9/11.2	530x470x860	96/200/300	35±3	82
	2380/2600/3380/3600	80	13.6/11.9	530x470x1060	96/200/200	35±3	82

OPTIONAL ACCESSORIES: SP-09 / SP-32 / SP-39 / SP-40 / SP-51 / SP-55

# CORDLESS VACUUM CLEANERS

CAPACITY:10L-30L

Cordless series vacuum cleaners have strong suction, light and easy to handle, and strong endurance. They are suitable for internal and external cleaning of cars, beds, sofas, floors, curtains and other corners in the room



WIRELESS OPERATION



STRONG SUCTION



LONG ENDURANCE

## USAGE SCENARIO



BED



WINDOW GAP



SOFA



WINDOW CURTAINS



BALCONY



TRUNK



CARPET



FLOOR

# CORDLESS VACUUM CLEANERS

AIRFLOW CONTROL ON HANDLE



## K-903

- DRY AND WET THREE
- QUIET TECHNOLOGY
- FILTER SYSTEM
- STRONG SUCTION
- SAFETY DESIGN
- BLOW



BRUSHLESS MOTOR

### STANDARD ACCESSORIES



Rated Power(W)	Capacity (L)	Weight (KG)	BOX Measurement (mm)	Loading Quantity (20'/40'/40H)	Max Airflow/L/S	Noise level/dB
100/200	10	3.5/3.1	350x245x290	1165/2390/2697	11±1/13±1	82

OPTIONAL ACCESSORIES: SP-01 / SP-28 / SP-31 / SP-39 / SP-40 / SP-47 / SP-54

# CORDLESS VACUUM CLEANERS

AIRFLOW CONTROL ON HANDLE



## K-904

- DRY AND WET THREE
- QUIET TECHNOLOGY
- FILTER SYSTEM
- STRONG SUCTION
- SAFETY DESIGN
- BLOW



PLASTIC TANK



### STANDARD ACCESSORIES



Rated Power(W)	Capacity (L)	Weight (KG)	BOX Measurement (mm)	Loading Quantity (20'/40'/40H)	Max Airflow/L/S	Noise level/dB
150-180	15	5.7/4.8	350x350x370	576/1188/1386	12±2	72
150-180	20	6.0/5.1	350x350x420	508/1150/1218	12±2	72
150-180	25	6.0/5.1	350x350x495	446/890/1028	12±2	72
150-180	30	6.8/5.5	350x350x570	361/768/879	12±2	72

OPTIONAL ACCESSORIES: SP-19 / SP-32 / SP-39 / SP-40 / SP-51 / SP-55 / SP-67 / SP-69 / SP-73

# CORDLESS VACUUM CLEANERS

CB CE RoHS EMC Intertek GS

AIRFLOW CONTROL ON HANDLE

## K-905

- DRY AND WET THREE
- QUIET TECHNOLOGY
- FILTER SYSTEM
- STRONG SUCTION
- SAFETY DESIGN
- BLOW



BRUSHLESS MOTOR

### STANDARD ACCESSORIES



Rated Power(W)	Capacity (L)	Weight (KG)	BOX Measurement (mm)	Loading Quantity (20'/40'/40H)	Max Airflow/L/S	Noise level/dB
150	15	5.7/4.8	365x345x360	576/1223/1427	12±2	75
150	20	6.0/5.1	365x345x410	529/1128/1223	12±2	75
150	25	6.5/5.3	365x345x480	457/966/1176	12±2	75
150	30	6.8/5.5	365x345x555	384/815/950	12±2	75

OPTIONAL ACCESSORIES: SP-19 / SP-32 / SP-39 / SP-40 / SP-51 / SP-55 / SP-67 / SP-69 / SP-73

# CORDLESS VACUUM CLEANERS

CB CE RoHS EMC Intertek GS

AIRFLOW CONTROL ON HANDLE

## K-902

- ASH ABSORPTION
- QUIET TECHNOLOGY
- FILTER SYSTEM
- STRONG SUCTION
- SAFETY DESIGN
- BLOW



### STANDARD ACCESSORIES



Rated Power(W)	Capacity (L)	Weight (KG)	BOX Measurement (mm)	Loading Quantity (20'/40'/40H)	Max Airflow/L/S	Noise level/dB
110/130	10	2.9/2.6	260x260x280	1344/2816/3168	11±2	70
110/130	12	3.1/2.75	260x260x335	1248/2432/2765	11±2	70
110/130	15(Big tank)	3.5/3.0	315x315x295	903/1855/2114	11±2	70
110/130	20(Big tank)	3.8/3.2	315x315x370	765/1574/1770	11±2	70

OPTIONAL ACCESSORIES: SP-02 / SP-41 / SP-50 / SP-52 / SP-71

# ELECTRIC ASH VACUUM CLEANERS

CAPACITY: 10L-30L

The electric series vacuum cleaner is light, easy to handle, easy to move, strong suction and three-layer efficient filtration. It is suitable for fireplace, BBQ and so on.



STRONG  
SUCTION



THREE LAYER  
HIGH EFFICIENCY  
FILTRATION



EASY TO  
MOVE

## USAGE SCENARIO



FIREPLACE



OUTDOORS



BARBECUE BUILDING



GARAGE



BALCONY



WORKSHOP



WINDOW GAP



WAREHOUSE

# ELECTRIC ASH VACUUM CLEANERS

CLEAN SOLID PARTICULATE AND ASH EASILY



## K-408



### STANDARD ACCESSORIES



Rated Power(W)	Capacity (L)	Weight (KG)	BOX Measurement (mm)	Loading Quantity (20'/40'/40H)	Max Airflow/L/S	Noise level/dB
800-1200	15	4.2/3.5	305x305x315	882/1862/2128	25±2	84
800-1200	18	4.3/3.6	305x305x365	774/1629/1892	25±2	84
800-1200	20	4.5/3.8	305x305x400	710/1500/1700	25±2	84

OPTIONAL ACCESSORIES: SP-02 / SP-41 / SP-50 / SP-52 / SP-72

# ELECTRIC ASH VACUUM CLEANERS

CLEAN SOLID PARTICULATE AND ASH EASILY



## K-622



### STANDARD ACCESSORIES



Rated Power(W)	Capacity (L)	Weight (KG)	BOX Measurement (mm)	Loading Quantity (20'/40'/40H)	Max Airflow/L/S	Noise level/dB
800-1200	15	4.2/3.5	315x315x250	1132/2315/2605	25±2	84
800-1200	18	4.3/3.6	315x315x295	903/1855/2114	25±2	84
800-1200	20	4.5/3.8	315x315x320	880/1810/2070	25±2	84

OPTIONAL ACCESSORIES: SP-02 / SP-41 / SP-50 / SP-52 / SP-71 / SP-72

# ELECTRIC ASH VACUUM CLEANERS

CLEAN SOLID PARTICULATE AND ASH EASILY



## K-621



OPTIONAL WITH CASTORS

## FEATURES



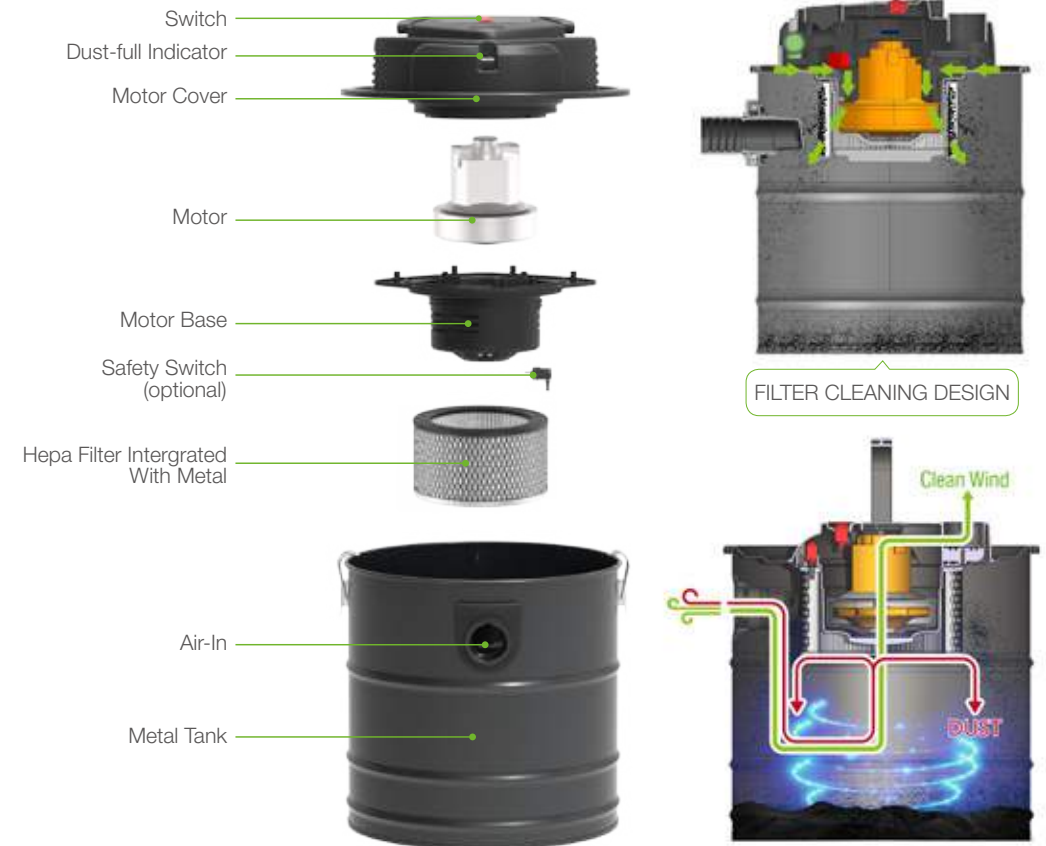
Water drain hose

Accessories storage

Solid base

Solid base

## The first choice for large-capacity vacuum cleaners



### STANDARD ACCESSORIES



Rated Power(W)	Capacity (L)	Weight (KG)	BOX Measurement (mm)	Loading Quantity (20'/40'/40H)	Max Airflow/L/S	Noise level/dB
800-1200	18	4.3/3.6	315x315x350	802/1653/1875	25±2	84
800-1200	20	4.5/3.8	315x315x380	760/1567/1728	25±2	84


OPTIONAL ACCESSORIES: SP-02 / SP-41 / SP-50 / SP-52 / SP-71 / SP-72

# ELECTRIC ASH VACUUM CLEANERS

CLEAN SOLID PARTICULATE AND ASH EASILY



## K-605



FILTER CLEANING DESIGN



## FEATURES



Water drain hose    Accessories storage    Solid base    Solid base

# The first choice for large-capacity vacuum cleaners



Dust full indicator



1.Push 2.Shake 3.Clean



## STANDARD ACCESSORIES



Rated Power(W)	Capacity (L)	Weight (KG)	BOX Measurement (mm)	Loading Quantity (20'/40'/40H)	Max Airflow/L/S	Noise level/dB
800/1000/1200/1500	15	5.3/4.5	320x320x370	740/1576/1762	23±2	78
800/1000/1200/1500	18	5.4/4.5	320x320x415	658/1400/1533	23±2	78
800/1000/1200/1500	20	5.6/4.8	320x320x445	615/1302/1466	23±2	78

OPTIONAL ACCESSORIES: SP-02 / SP-41 / SP-50 / SP-52 / SP-71 / SP-72

# ELECTRIC ASH VACUUM CLEANERS

CLEAN SOLID PARTICULATE AND ASH EASILY



## K-405-2



### STANDARD ACCESSORIES



Rated Power(W)	Capacity (L)	Weight (KG)	BOX Measurement (mm)	Loading Quantity (20'/40'/40H)	Max Airflow/L/S	Noise level/dB
800-1200	15	4.2/3.5	310x310x295	900/1834/2093	25±2	78
800-1200	20	4.5/3.8	310x310x375	780/1626/1848	25±2	78
800-1200	25 (Double chamber)	4.8/4.1	310x310x460	588/1208/1460	25±2	78

OPTIONAL ACCESSORIES: SP-02 / SP-18 / SP-41 / SP-50 / SP-52 / SP-68 / SP-71 / SP-72

# ELECTRIC ASH VACUUM CLEANERS

CLEAN SOLID PARTICULATE AND ASH EASILY



## K-410



OPTIONAL WITH BASE+ WHEELS CASTORS



### STANDARD ACCESSORIES



Rated Power(W)	Capacity (L)	Weight (KG)	BOX Measurement (mm)	Loading Quantity (20'/40'/40H)	Max Airflow/L/S	Noise level/dB
500-600	12	3.5/2.7	260x260x335	1158/2432/2784	22±2	84
500-600	15	3.7/2.9	260x260x410	953/2012/2248	22±2	84
500-600	15(big tank)	3.7/2.9	315x315x288	903/1834/2079	22±2	84

OPTIONAL ACCESSORIES: SP-02 / SP-41 / SP-50 / SP-52 / SP-71 / SP-72

# ELECTRIC ASH VACUUM CLEANERS

CLEAN SOLID PARTICULATE AND ASH EASILY



## K-416



### STANDARD ACCESSORIES



Rated Power(W)	Capacity (L)	Weight (KG)	BOX Measurement (mm)	Loading Quantity (20'/40'/40H)	Max Airflow/L/S	Noise level/dB
800/1000/1200	15	4.2/3.5	315x315x300	880/1806/2058	27±2	78
800/1000/1200	18	4.3/3.6	315x315x355	783/1623/1839	27±2	78
800/1000/1200	20	4.5/3.8	315x315x380	760/1567/1728	27±2	78

OPTIONAL ACCESSORIES: SP-02 / SP-41 / SP-50 / SP-52 / SP-71 / SP-72

# ELECTRIC ASH VACUUM CLEANERS

CLEAN SOLID PARTICULATE AND ASH EASILY



## K-601



### STANDARD ACCESSORIES



Rated Power(W)	Capacity (L)	Weight (KG)	BOX Measurement (mm)	Loading Quantity (20'/40'/40H)	Max Airflow/L/S	Noise level/dB
800/1000/1200	15	4.2/3.5	315x315x315	880/1811/2070	27±2	78
800/1000/1200	18	4.3/3.6	315x315x365	772/1602/1811	27±2	78
800/1000/1200	20	4.5/3.8	315x315x395	730/1500/1680	27±2	78

OPTIONAL ACCESSORIES: SP-02 / SP-41 / SP-50 / SP-52 / SP-71 / SP-72

# DRY VACUUM CLEANER

BIG POWER TO REALIZE EASY CLEANING



NINGHAI KATELI ELECTRONIC APPLIANCE CO., LTD

## DRY VACUUM CLEANER

CLEAN SOLID PARTICULATE AND ASH EASILY



### K-403-1



#### STANDARD ACCESSORIES



Rated Power(W)	Capacity (L)	Weight (KG)	BOX Measurement (mm)	Loading Quantity (20'/40'/40H)	Max Airflow/L/S	Noise level/dB
1200/1400/1600 1800/2000/2200	18	6.7/5.5	385x325x475	489/1020/1150	25±2/35±2	82
1200/1400/1600 1800/2000/2200	21	6.9/5.7	385x325x515	438/956/1080	25±2/35±2	82
1200/1400/1600 1800/2000/2200	25	7.2/5.9	385x325x540	435/902/1016	25±2/35±2	82

OPTIONAL ACCESSORIES: SP-32 / SP-39 / SP-40 / SP-51 / SP-70 / SP-74

# DRY VACUUM CLEANER

BIG POWER TO REALIZE EASY CLEANING



## K-403-2



### STANDARD ACCESSORIES



Rated Power(W)	Capacity (L)	Weight (KG)	BOX Measurement (mm)	Loading Quantity (20'/40'/40H)	Max Airflow/L/S	Noise level/dB
1200/1400/1600 1800/2000/2200	18	6.7/5.5	385x325x475	489/1020/1150	25±2/35±2	82
1200/1400/1600 1800/2000/2200	21	6.9/5.7	385x325x515	438/956/1080	25±2/35±2	82
1200/1400/1600 1800/2000/2200	25	7.2/5.9	385x325x540	435/902/1016	25±2/35±2	82

OPTIONAL ACCESSORIES: SP-32 / SP-39 / SP-40 / SP-51 / SP-70 / SP-74

# DRY VACUUM CLEANER

BIG POWER TO REALIZE EASY CLEANING



## K-403-3



### STANDARD ACCESSORIES



Rated Power(W)	Capacity (L)	Weight (KG)	BOX Measurement (mm)	Loading Quantity (20'/40'/40H)	Max Airflow/L/S	Noise level/dB
1200/1400/1600 1800/2000/2200	18	6.7/5.5	385x325x475	489/1020/1150	25±2/35±2	82
1200/1400/1600 1800/2000/2200	21	6.9/5.7	385x325x515	438/956/1080	25±2/35±2	82
1200/1400/1600 1800/2000/2200	25	7.2/5.9	385x325x540	435/902/1016	25±2/35±2	82

OPTIONAL ACCESSORIES: SP-32 / SP-39 / SP-40 / SP-51 / SP-70 / SP-74

# POND CLEANER

CLEAN SOLID PARTICULATE AND LIQUID EASILY



# POND CLEANER

CLEAN SOLID PARTICULATE AND LIQUID EASILY

CB CE RoHS EMC Intertek GS

## K-402-P



DRY AND WET THREE



QUIET TECHNOLOGY



FILTER SYSTEM



STRONG SUCTION



SAFETY DESIGN



BLOW



### STANDARD ACCESSORIES



Rated Power(W)	Capacity (L)	Weight (KG)	BOX Measurement (mm)	Loading Quantity (20'/40'/40H)	Max Airflow/L/S	Noise level/dB
1200	25	6.6/7.8	375X345X550	384/792/923	30±2	84

OPTIONAL ACCESSORIES: SP-01 / SP-19 / SP-28 / SP-31 / SP-32 / SP-39 / SP-40 / SP-51 / SP-55 / SP-56

# HANDHELD VACUUM CLEANER

CLEAN SOLID PARTICULATE AND LIQUID EASILY



STRONG SUCTION



WIRELESS OPERATION



LONG ENDURANCE



COMFORTABLE GRIP



## HANDHELD VACUUM CLEANER

AIRFLOW CONTROL ON HANDLE



### K-908/K-909



Floor Brush  
Optional accessory

Handheld Vacuum Cleaner

2In 1 Assorted Brush

Extension Tubes  
Optional accessory

Charger Station  
Optional accessory

TWO SUCTION POWER ADJUSTMENT



K-908  
Carbon Brush Motor

K-909  
Brushless Motor

Round Or Flat Suctionmouth Optional

#### STANDARD ACCESSORIES



	Rated power(W)	Capacity (L)	Weight (KG)	BOX Measurement (mm)	Loading quantity (20'/40'/40H)	Max Airflow/L/S	Noise level/dB
K-908	Carbon brush motor 100W	0.5	0.9/1.08	420x100x110	5310/10908/12612	9	≤80dB(A)
K-909	Brushless motor 100W	0.5	0.78/0.96	420x100x110	5310/10908/12612	10	≤80dB(A)

OPTIONAL ACCESSORIES: SP-82 / SP-83 / SP-78(for flat suction mouth) / SP-81

# SPARE PARTS

KAITELI

